



Did your student take a state test last school year? If so, their test scores are now available and there are some key points to consider.

## IT'S STILL ABOUT THE BIG PICTURE.




Oklahoma Students in grades 3-8 and 11 are required by federal law to take annual state tests. Oklahoma educators had a hand in building our state tests to ensure alignment to our academic standards and appropriateness for our Oklahoma students. State tests serve as a snapshot that help schools and districts evaluate their instructional programs by providing information about student readiness in Math, English Language Arts, and Science. This information helps us know whether students are on track as they move through our K-12 systems to ensure readiness for postsecondary success.

## HOW DOES MY STUDENT'S SCHOOL USE THESE SCORES?



Schools and districts use state testing data to identify strengths and gaps in their curricular and instructional programs. Although schools should never make important decisions about students based on a single measure; the tests do provide objective information that allows educators to compare the performance of their students with others across the district and state. Information from state tests can also provide insights that help schools and districts close opportunity and achievement gaps.

## HOW CAN I HELP MY STUDENT?




Remember that state tests are just one indicator that can be used, along with report cards, classroom performance, and teacher feedback, to provide a complete picture of your student's progress. Ask your student's teachers and school:

- What do you see as my student's academic strengths and areas for improvement?
- What curriculum and learning experiences do you provide to support my student?
- What can I do to support my student's learning at home?
- How do local and state test results contribute to school improvements?

You may also wish to have regular check-ins at your student's school to help ensure your student is engaged to learn the skills necessary to stay on track

## WHAT DOES MY STUDENT'S REPORT TELL ME?



State test results, when combined with other information, (e.g., homework, classwork, report card grades, and local assessments) can help you and the teacher understand where your student is making progress and where they may need extra support.

Ask your student's school for his or her score report. You can also get your student's scores electronically through the Oklahoma Parent Portal: <https://okparentportal.emetric.net/>

**Note: You will need your student's ID (STN) number and date of birth to set up an account. If you do not have your student's STN number, please contact your student's school.**

# Key Information in Your Student's Score Report

A sample score report has been used and does not include your student's scores or information

## Performance Over Time

This section helps you know how your student is progressing from one year to the next.

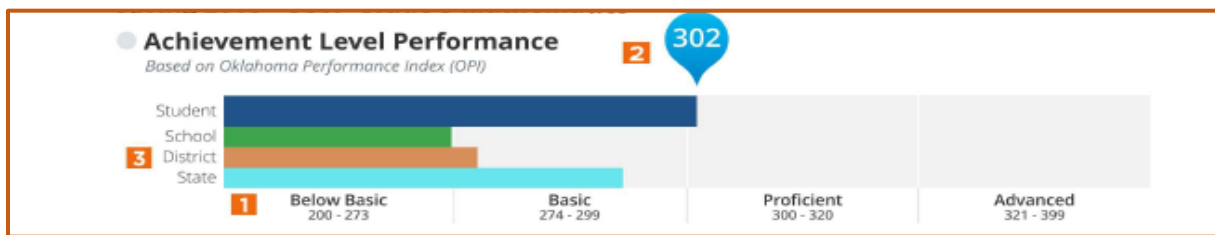
## Performance by Category

Points Earned/Possible	Ways to Support
17/23 At/Near Standard	<b>Numbers and Operations</b> <ul style="list-style-type: none"><li>Have your student create math word problems using whole numbers with a focus on multi-digit division or adding and subtracting fractions with different denominators or decimals. (For example, Alpha printing company needs to ship 4,556 programs to the Oklahoma City Thunder basketball team. The printing company can fit 17 programs into a box. How many boxes will the printing company need to use?)</li></ul>

## WHAT SHOULD MY STUDENT KNOW AND BE ABLE TO DO?

Because the questions on our state tests measure our academic standards, state test help us gauge how well groups of students are meeting the grade-level expectations outlined in our academic standards. This section compares the points earned by your student with the points possible to help you know where your student is excelling and where they may need extra support. Students scoring **At/Near** or **Above Standard** are likely meeting grade-level expectations. For more ways to support your student, please visit [Oklahoma Family Guides](#).

## Performance Level Comparison



## HOW DID YOUR STUDENT DO OVERALL?

Your student's score fits into one of four levels.

- Students scoring **Advanced** may need enrichment opportunities to challenge them with material above grade level.
- Students scoring **Proficient** are on-track and ready for the next grade or course.
- Students scoring **Basic** demonstrate foundational skills and abilities but are still working toward being on-track.
- Students scoring **Below Basic** may need targeted support in developing skills and abilities to bring them to grade level.

## WHAT DID YOUR STUDENT SCORE?

The dark blue bar represents your student's scores. Your student's score pinpoints how close they are to the next level. As a reminder- Your student's score on any one test only provides an estimate of what they know and can do.

## HOW DO MY STUDENT'S SCORES COMPARE TO OTHERS?

The green, tan, and aqua bars show the percentage of students at each performance level in your student's school, district, and state. This gives you an overall sense of how all students are doing, and how your student's performance compares.